

MATHEMATICS

Grade 2

**English/
Xitsonga**

**Teacher's
Resource**

Pack

2020 TERM 1

Contents

1	Printable Resources	1
	Printable resource sheets	1
1	Number and number name cards English (lesson 1 and other)	2
2	Makhadi ya tinomboro ni mavito ya tinomboro hi Xitsonga (dyondzontsongo 1 +)	3
3	Number and number name cards English (lesson 1 and other)	4
4	Makhadi ya tinomboro ni mavito ya tinomboro hi Xitsonga (dyondzontsongo 1 +)	5
5	Number and number name cards English (lesson 1 and other)	6
6	Makhadi ya tinomboro ni mavito ya tinomboro hi Xitsonga (dyondzontsongo 1 +)	7
7	Number and number name cards English (lesson 1 and other)	8
8	Makhadi ya tinomboro ni mavito ya tinomboro hi Xitsonga (dyondzontsongo 1 +)	9
9	Number symbol and name cards 21–30 (lesson 7 +)	10
10	Makhadi ya mifungho ni mavito ya tinomboro 21–30 (dyondzontsongo 7 +)	12
11	Number symbol and name cards 31–40 (lesson 7 +)	14
12	Makhadi ya mifungho ni mavito ya tinomboro 31–40 (dyondzontsongo 7 +)	16
13	Number symbol and name cards 41–50 (lesson 7 +)	18
14	Makhadi ya mifungho ni mavito ya tinomboro 41–50 (dyondzontsongo 7 +)	20
15	Ordinal number cards 1 (lesson 48)	22
16	Makhadi ya tinomboro ta odinali/ndhawu 1 (dyondzontsongo 48)	23
17	Ordinal number cards 2 (lesson 48)	24
18	Makhadi ya tinomboro ta odinali/ndhawu 2a (dyondzontsongo 48)	25
2	Written assessment tests	26
	Written Assessment Lesson 8	26
	Makambelego yo Tsariwa Dyondzontsongo ya 8	26
	Written Assessment Lesson 14	28
	Makambelego yo Tsariwa Dyondzontsongo ya 14	28
	Written Assessment Lesson 18	30
	Makambelego yo Tsariwa Dyondzontsongo ya 18	30
	Written Assessment Lesson 23	32
	Makambelego yo Tsariwa Dyondzontsongo ya 23	32
	Written Assessment Lesson 29	37

Makambelelo yo Tsariwa Dyondzontsongo ya 29	37
Written Assessment Lesson 39	40
Makambelelo yo Tsariwa Dyondzontsongo ya 39	40
Written Assessment Lesson 47	42
Makambelelo yo Tsariwa Dyondzontsongo ya 47	42
Written Assessment Lesson 49	44
Makambelelo yo Tsariwa Dyondzontsongo ya 49	44
3 Vocabulary Words	47

I Printable Resources

Printable resource sheets

This is a list of the mathematical resources that you will need this term. You need to make sure that you have them for the lessons for which they are recommended.

1	Number and number name cards English (lesson 1 and other)	2
2	Makhadi ya tinomboro ni mavito ya tinomboro hi Xitsonga (dyondzontsongo 1 +)	3
3	Number and number name cards English (lesson 1 and other)	4
4	Makhadi ya tinomboro ni mavito ya tinomboro hi Xitsonga (dyondzontsongo 1 +)	5
5	Number and number name cards English (lesson 1 and other)	6
6	Makhadi ya tinomboro ni mavito ya tinomboro hi Xitsonga (dyondzontsongo 1 +)	7
7	Number and number name cards English (lesson 1 and other)	8
8	Makhadi ya tinomboro ni mavito ya tinomboro hi Xitsonga (dyondzontsongo 1 +)	9
9	Number symbol and name cards 21–30 (lesson 7 +)	10
10	Makhadi ya mifungho ni mavito ya tinomboro 21–30 (dyondzontsongo 7 +)	12
11	Number symbol and name cards 31–40 (lesson 7 +)	14
12	Makhadi ya mifungho ni mavito ya tinomboro 31–40 (dyondzontsongo 7 +)	16
13	Number symbol and name cards 41–50 (lesson 7 +)	18
14	Makhadi ya mifungho ni mavito ya tinomboro 41–50 (dyondzontsongo 7 +)	20
15	Ordinal number cards 1 (lesson 48)	22
16	Makhadi ya tinomboro ta odinali/ndhawu 1 (dyondzontsongo 48)	23
17	Ordinal number cards 2 (lesson 48)	24
18	Makhadi ya tinomboro ta odinali/ndhawu 2a (dyondzontsongo 48)	25

RESOURCES FOR EACH DAY OF TEACHING

There are also other resources such as informal resources (old magazines, pieces of string, scrap paper, etc.) that you may need in certain lessons. You should have a careful look at the list of resources needed for each lesson; this list is given in the lesson plans each day. Prepare yourself, so that you have the necessary resources for the lessons on a daily basis.

I Number and number name cards English (lesson 1 and other)

0	zero
1	one
2	two
3	three
4	four
5	five

2 Makhadi ya tinomboro ni mavito ya tinomboro hi Xitsonga (dyondzontsongo I +)

0	tandza
1	n'we
2	mbirhi
3	nharhu
4	mune
5	ntlhanu

3 Number and number name cards English (lesson 1 and other)

6	six
7	seven
8	eight
9	nine
10	ten

4 Makhadi ya tinomboro ni mavito ya tinomboro hi Xitsonga (dyondzontsongo I +)

6	tsevu
7	nkombo
8	nhungu
9	kaye
10	khume

5 Number and number name cards English (lesson 1 and other)

11	eleven
12	twelve
13	thirteen
14	fourteen
15	fifteen

6 Makhadi ya tinomboro ni mavito ya tinomboro hi Xitsonga (dyondzontsongo I +)

11	khumen'we
12	khumembirhi
13	khumenharhu
14	khumemune
15	khumentlhanu

7 Number and number name cards English (lesson 1 and other)

16	sixteen
17	seventeen
18	eighteen
19	nineteen
20	twenty

8 Makhadi ya tinomboro ni mavito ya tinomboro hi Xitsonga (dyondzotsongo I +)

16	khumetsevu
17	khumenkombo
18	khumenhungu
19	khumekaye
20	makumembirhi

9 Number symbol and name cards 21–30 (lesson 7 +)

21	twenty one
22	twenty two
23	twenty three
24	twenty four
25	twenty five

26	twenty six
27	twenty seven
28	twenty eight
29	twenty nine
30	thirty

10 Makhadi ya mifungho ni mavito ya tinomboro 21–30
(dyondzotsongo 7 +)

21	makumembirhin'we
22	makumembirhimbirhi
23	makumembirhinharhu
24	makumembirhimune
25	makumembirhintlhanu

26	makumembirhitsevu
27	makumembirhinkombo
28	makumembirhinhungu
29	makumembirhikaye
30	makumenharhu

II Number symbol and name cards 31–40 (lesson 7 +)

31	thirty one
32	thirty two
33	thirty three
34	thirty four
35	thirty five

36	thirty six
37	thirty seven
38	thirty eight
39	thirty nine
40	forty

12 Makhadi ya mifungho ni mavito ya tinomboro 31–40
(dyondzontsongo 7 +)

31	makumenharhun'we
32	makumenharhumbirhi
33	makumenharhunharhu
34	makumenharhumune
35	makumenharhantlhanu

36	makumenharhutsevu
37	makumenharhunkombo
38	makumenharhunhungu
39	makumenharhukaye
40	makumemune

13 Number symbol and name cards 41–50 (lesson 7 +)

41	forty one
42	forty two
43	forty three
44	forty four
45	forty five

46	forty six
47	forty seven
48	forty eight
49	forty nine
50	fifty

14 Makhadi ya mifungho ni mavito ya tinomboro 41–50
(dyondzontsongo 7 +)

41	makumemunen'we
42	makumemunembirhi
43	makumemunenharhu
44	makumemunemune
45	makumemunentlhanu

46	makumemunetsevu
47	makumemunenkombu
48	makumemunenhungu
49	makumemunekaye
50	makumentlhanu

15 Ordinal number cards I (lesson 48)

first		second	
third		fourth	
fifth		sixth	
seventh		eighth	
ninth		tenth	
1st	2nd	3rd	4th
5th	6th	7th	8th
9th	10th	11th	12th
13th	14th	15th	16th
17th	18th	19th	20th

16 Makhadi ya tinomboro ta odinali/ndhawu I
(dyondzontsongo 48)

xosungula		xa vumbirhi	
xa vunharhu		xa vumune	
xa vuntlhanu		xa vutsevu	
xa vunkomo		xa vunhungu	
xa vukaye		xa vukhume	
1st	2nd	3rd	4th
5th	6th	7th	8th
9th	10th	11th	12th
13th	14th	15th	16th
17th	18th	19th	20th

17 Ordinal number cards 2 (lesson 48)

eleventh

twelfth

thirteenth

fourteenth

fifteenth

sixteenth

seventeenth

eighteenth

nineteenth

twentieth

18 Makhadi ya tinomboro ta odinali/ndhawu 2a
(dyondzontsongo 48)

xa vukhumen'we

xa vukhumembirhi

xa vukhumenharhu

xa vukhumemune

xa vukhumentlhanu

xa vukhumetsevu

xa vukhumenkombo

xa vukhumenhungu

xa vukhumekaye

xa vumakumembirhi

2 Written assessment tests

Written Assessment Lesson 8

Makambelelo yo Tsariwa Dyondzontsongo ya 8

- 1 Show the number 15 by filling in dots on the ten frames.

Kombisa nomboro 15 hi ku tata vuhlalu eka tibuloko leta khume. (2)

●	●	●	●	●		●	●	●	●	●
●	●	●	●	●						

- 2 Write the number name for 100.

Tsala vito ra nomboro 100. _____ (1)

- 3 Write the number name for 41.

Tsala vito ra nomboro 41. _____ (1)

- 4 Circle the biggest number and make a cross over the smallest number.

Bana xirhendzevutana eka nomboro leyikulu eka hinkwato ivi u ba xihambano eka nomboro leyitsongo eka hinkwato. (2)

26	44	11	98	77	69	83
----	----	----	----	----	----	----

- 5 Arrange these numbers from biggest to smallest: 91, 100, 97, 90

Veketela tinomboro leti u sungula hi leyikulu eka hinkwato u hetelela hi leyitsongo eka hinkwato: 91, 100, 97, 90 (1)

_____, _____, _____, _____,

- 6 Arrange these numbers from smallest to biggest: 81, 66, 72, 80

Veketela tinomboro leti u sungula hi leyitsongo eka hinkwato u hetelela hi leyikulu eka hinkwato: 81, 66, 72, 80 (1)

_____, _____, _____, _____,

- 7 Write down three numbers that are bigger than 91, but smaller than 99.
 Tsala tinomboro tinharhu letikulu eka 91, kambe ti nga titsongo eka 99. (3)

_____, _____, _____,

- 8 Complete the following:
 Hetisa leswi landzelaka: (3)

a $10 + 6 =$ _____ (16)

b $20 + 8 =$ _____ (28)

c $32 = 30 +$ _____ (2)

- 9 Complete the place value table.
 Hetisa tafula ra mitsengo. (3)

Tens Vakhume	Ones Van'we
_____ / vakhume	_____ / van'we

Written Assessment Lesson 14

Makambelelo yo Tsariwa Dyondzontsongo ya 14

- 1 Show the number 26 by drawing the dots on the ten frames.

Kombisa nomboro 26 hi ku dirowa vuhlalu eka marimba laya khume. (2)

--	--	--	--	--	--	--	--	--	--

--	--	--	--	--	--	--	--	--	--

--	--	--	--	--	--	--	--	--	--

- 2 Circle the biggest number, and make a cross over the smallest number.

Bana xirhendzevutana ka nomboro leyikulu swinene kutani u ba xihambano ehenhla ka nomboro leyitsongo swinene. (2)

48	21	19	38	14	12	44
----	----	----	----	----	----	----

- 3 Show $30 + 20$ using the number line below:

Kombisa $30 + 20$ u tirhisa ndzhati wa mitsengo laha hansi: (1)



- 4 Fill in the missing numbers:

Tata tinomboro leti siyiweke: (4)

30, 40, _____, _____, _____, 80, _____, 100.

- 5 Write these numbers from the greatest to the smallest: 93, 99, 94, and 96

Tsala tinomboro leti kusuka ka leyikulu swinene ku fika ka leyitsongo swinene: 93, 99, 94, na 96. (1)

_____, _____, _____, _____,

- 6 Give two numbers that are greater than 97, but not bigger than 100.
 Nyika tinomboro timbirhi leti tlulaka 97, kambe ti nga vi tikulu ka 100. (2)

_____, _____,

- 7 Give three numbers that are smaller than 74, but not smaller than 71.
 Nyika tinomboro timbirhi letitsongo eka 74, kambe ti nga vi tikulu ka 71. (3)

_____, _____, _____,

- 8 What is the value of the 6 in 56?
 Hi byihi vukulu bya 6 eka 56? _____ (1)

- 9 What is the value of the 8 in 85?
 Hi byihi vukulu bya 8 eka 85? _____ (1)

- 10 Complete the table:
 Hetisa tafula leri: (6)

7 less than Ya le hansi hi 7 eka	7 more than Leyikulu hi 7 eka
10 _____	20 _____
20 _____	90 _____
30 _____	40 _____

Written Assessment Lesson 18

Makambelelo yo Tsariwa Dyondzontsongo ya 18

1 What is ...?:

Hlamula ...?:

(6)

a 7 tens + 1 one =

7 wa vakhume + 1 wa van'we = _____

b 5 tens + 4 ones =

5 wa vakhume + 4 wa van'we = _____

c 9 tens + 9 ones =

9 wa vakhume + 9 wa van'we = _____

d 8 tens + 5 ones =

8 wa vakhume + 5 wa van'we = _____

e $34 =$ _____ tens + _____ ones

$34 =$ _____ wa vakhume + _____ wa van'we

f $42 =$ _____ tens + _____ ones

$34 =$ _____ wa vakhume + _____ wa van'we

- 2 Calculate using your base ten kit. Record the answers in the place value tables.

Tirhisa khiti ya wena ya masungulo ya le hansi ya khume. Tsala tinhlamulo etafuleni ra vukulu bya tidijiti. ($3 \times 3 = 9$)

a $20 + 4 = \underline{\hspace{2cm}}$

Tens Vakhume	Ones Van'we
<u> </u> tens/wa vakhume	<u> </u> ones/wa van'we
<u> </u>	

b $50 + 8 = \underline{\hspace{2cm}}$

Tens Vakhume	Ones Van'we
<u> </u> tens/wa vakhume	<u> </u> ones/wa van'we
<u> </u>	

c $16 - 6 = \underline{\hspace{2cm}}$

Tens Vakhume	Ones Van'we
<u> </u> tens/wa vakhume	<u> </u> ones/wa van'we
<u> </u>	

Written Assessment Lesson 23

Makambelelo yo Tsariwa Dyondzontsongo ya 23

- 1 Complete the place value tables.
 Hetisa tafula ra mitsengo. ($5 \times 3 = 15$)

a 16

Tens Vakhume	Ones Van'we
_____	_____
tens/wa vakhume	ones/wa van'we

b 31

Tens Vakhume	Ones Van'we
_____	_____
tens/wa vakhume	ones/wa van'we

c 50

Tens Vakhume	Ones Van'we
_____	_____
tens/wa vakhume	ones/wa van'we

d 35

Tens Vakhume	Ones Van'we
_____	_____
tens/wa vakhume	ones/wa van'we

e 62

Tens Vakhume	Ones Van'we
_____	_____
tens/wa vakhume	ones/wa van'we

2 Complete the following:

Hetisa leswi landzelaka: ($5 \times 1 = 5$)

a $30 + 10 =$ _____

b $50 - 20 =$ _____

c $40 - 30 =$ _____

d $80 + 10 =$ _____

e $100 - 60 =$ _____

3 Calculate using your base ten kit. Record the answers in the place value tables.

Khakhuleta u tirhisa khiti ya wena ya masungulo ya le hansi ya khume. Tsala tinhlamulo etafuleni ta vukulu bya tidijiti. ($5 \times 3 = 15$)

a $24 + 4 =$ _____

Tens Vakhume	Ones Van'we
_____	_____
tens/wa vakhume	ones/wa van'we

b $56 - 4 =$ _____

Tens Vakhume	Ones Van'we
_____	_____
tens/wa vakhume	ones/wa van'we

c $35 + 10 =$ _____

Tens Vakhume	Ones Van'we
_____	_____
tens/wa vakhume	ones/wa van'we

d $76 - 20 =$ _____

Tens Vakhume	Ones Van'we
_____	_____
tens/wa vakhume	ones/wa van'we

e $30 + 30 = \underline{\hspace{2cm}}$

Tens Vakhume	Ones Van'we
<u> </u> tens/wa vakhume	<u> </u> ones/wa van'we
<u> </u>	

Written Assessment Lesson 29

Makambelelo yo Tsariwa Dyondzontsongo ya 29

1 Complete the following:

Hetisa leswi landzelaka:

(8)

a 6 tens + 3 ones =

6 wa vakhume + 3 wa van'we = _____

b 3 tens + 9 ones =

3 wa vakhume + 9 wa van'we = _____

c $42 = 40 +$ _____

d $50 +$ _____ $= 93$

e _____ $+ 6 = 66$

f $72 =$ _____ $+ 2$

g $80 =$ _____ tens $+$ _____ ones

$80 =$ _____ wa vakhume $+$ _____ wa van'we

2 Add using your base ten kit:

Hlanganisa u tirhisa khiti ya masungulo ya le hansi ya khume:

$30 + 20 = \underline{\quad\quad\quad}$

(3)

Tens Vakhume	Ones Van'we
<u> </u> tens/wa vakhume	<u> </u> ones/wa van'we
<u> </u>	

3 Subtract using your base ten kit: $70 - 30 =$

Susa u tirhisa khiti ya masungulo ya le hansi ya khume: $70 - 30 = \underline{\quad\quad\quad}$ (3)

Tens Vakhume	Ones Van'we
<u> </u> tens/wa vakhume	<u> </u> ones/wa van'we
<u> </u>	

- 4 Calculate. Show working using columns.
Khakhuleta. Kombisa hi ku tirhisa tikholomo.

a $45 + 23 =$ _____ (3) b $22 + 57 =$ _____ (3)

- 5 Calculate using the number line below:
Khakhuleta u tirhisa ndzhati wa mitsengo lowu nga laha hansi:

$61 + 14 =$ _____ (2)



Written Assessment Lesson 39

Makambelelo yo Tsariwa Dyondzontsongo ya 39

1 Calculate using the column method:

Khakhuleta u tirhisa tikholomo:

a $70 + 26 =$ _____

(3)

b $86 - 32 =$ _____

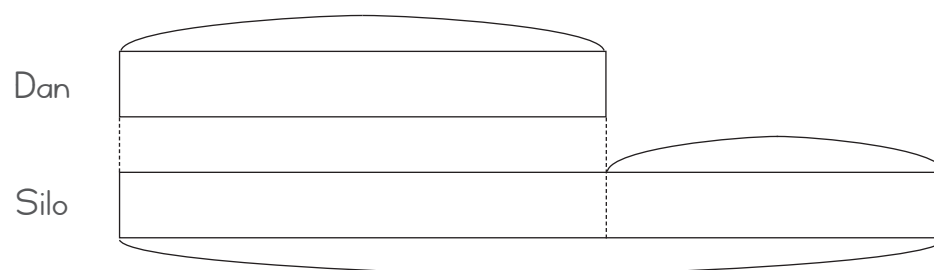
(3)

2 Solve the following word problems, use the bar diagrams to help you.

Ololoxa swiphiqo leswi landzelaka swa marito, tirhisa dayagiramu ya tibera leswaku yi ku pfuna. ($3 \times 3 = 9$)

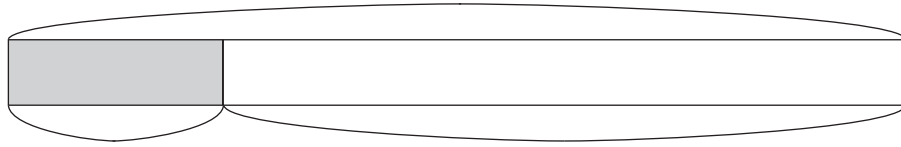
a Dan has 10 pencils. Silo has 7 more pencils than Dan. How many pencils does Silo have?

Dan u na 10 wa tipenisele. Silo u na tipenisele to tlula ta Dan hi 7. Xana Silo u na tipenisele tingani?



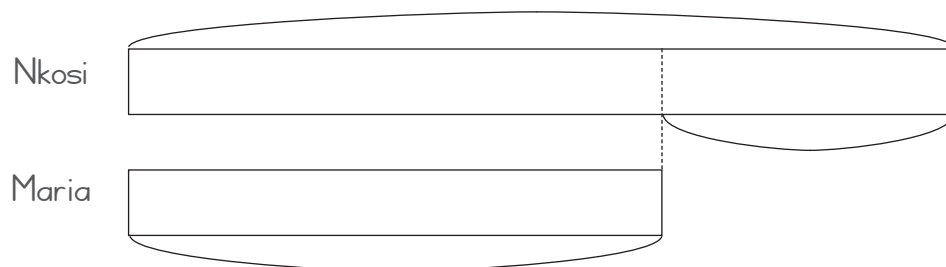
- b Tina had 14 stickers in total and gave 4 of them to her sister. How many stickers does Tina have now?

Tina a ri na 14 wa switikara kutani u nyikile sesi wa yena swa 4. Xana Tina u na switikara swingani sweswi?



- c Nkosi has 20 sweets and Maria has 6 less than her. How many sweets does Maria have?

Nkosi u na 20 wa malekere naswona Maria u na ya le hansi ka ya yena hi 6. Xana Maria u na malekere mangani?



Written Assessment Lesson 47

Makambelelo yo Tsariwa Dyondzontsongo ya 47

1 Circle the line that is shortest:

Bana xirhendzevutana ka ntila lowutsongo swinene:

(1)



2 Circle the stick that is the longest.

Bana xirhendzevutana ka nhonga yo leha swinene.

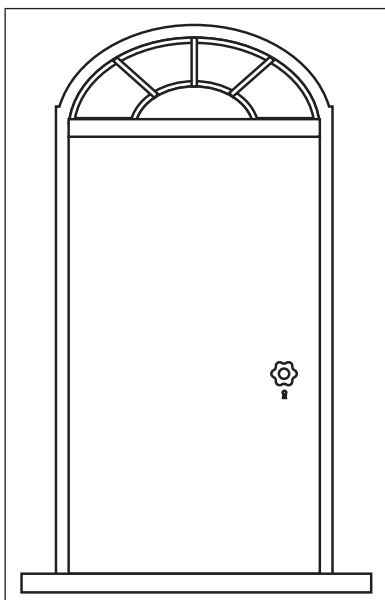
(1)



3 Circle the correct answer.

Bana xirhendzevutana eka nhlamulo leyi faneleke.

(1)

	<p>The height of this door is: Vutlakuki bya rivanti leri i:</p> <p>More than 1 metre Byi tlula mitara yil</p> <p>Less than 1 metre Byi le hansi ka mitara yil</p>
---	--

- 4 The height of your classroom door is closest to:
 Ku tlakuka ka rivanti ra tlilasi ya n'wina ku tshinelela: (1)
 Circle the correct answer:
 Bana xirhendzevutana eka nhlamulo leyi faneleke:
- a 1 m
 - b 2 m
 - c 3 m
 - d 4 m

- 5 Use the table below. Sort these objects into less/more than 1 m. Tick the correct column.
 A ruler, soccer posts, a book, a bus, a banana
 Tirhisa tafula leri nga laha hansi. Veketela michumu leyi hikuya hileswaku yi le hansi/yi tlula 1 mitara. Gwajula kholomo leyi nga yona. (5)
 Rhula, tipala ta bolo, buku, bazi, banana.

Object Nchumu	Length less than 1 m Vulehi byi le hansi ka mitara yil	Length more than 1 m Vulehi byi tlula mitara yil
A ruler Rhula		
A bus Bazi		
A book Buku		
A banana Banana		
Soccer posts Tipala ta bolo		

Written Assessment Lesson 49

Makambelelo yo Tsariwa Dyondzontsongo ya 49

- 1 Complete the following table. The first one has been done for you.
Hetisa tafula leri landzelaka. Lowo sungula u endleriwe wona. (10)

Number Nomboro	Ordinal Number Nomboro ya Odinali	Numeric form Xinomboro
2	second xa vumbirhi	2nd vu2
5		
10		
19		
31		

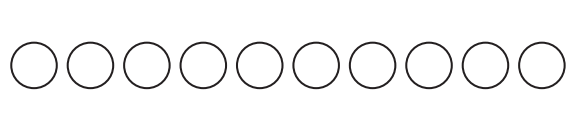
- 2 Circle the 3rd A from the left and draw triangles around two As from the right.
Bana xirhendzevutana ka A wa vu3 kusuka eximatsini kutani u dirowa tinlanharhu emathelo ka vaA vumbirhi kusuka exineneni. (2)

A A A A A A A A A A A A


3 Colour the correct circle or circles.

Khalara xirhendzevutana kumbe swirhendzevuta leswi faneleke: (8)

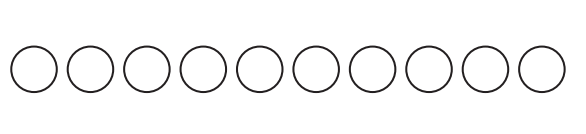
a The third circle from the right.
Xirhendzevutana xa vunharhu kusuka exineneni.




b Three circles from the right.
Swirhendzevutana swinharhu kusuka exineneni.



c The fourth circle from the left.
Xirhendzevutana xa vumune kusuka eximatsini.



d Four circles from the left.
Swirhendzevutana swa mune kusuka eximatsini.



e Five circles from the bottom.
Swirhendzevutana swinharhu kusuka ehansi.

f The fifth circle from the bottom.
Xirhendzevutana xa vunharhu kusuka ehansi.

g Two circles from the top.
Swirhendzevutana swimbirhi kusuka ehenhla.

h The second circle from the top.
Xirhendzevutana xa vumbirhi kusuka ehenhla.

e	f	g	h
○	○	○	○
○	○	○	○
○	○	○	○
○	○	○	○
○	○	○	○
○	○	○	○
○	○	○	○
○	○	○	○
○	○	○	○
○	○	○	○

3 Vocabulary words

